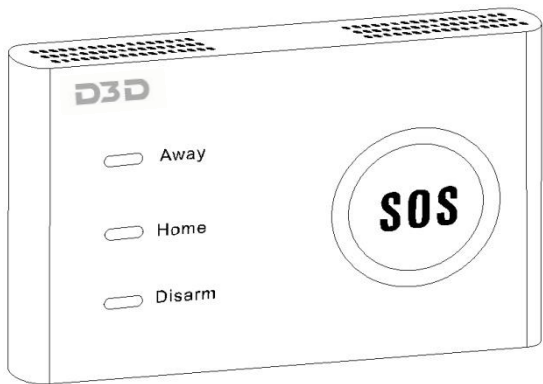
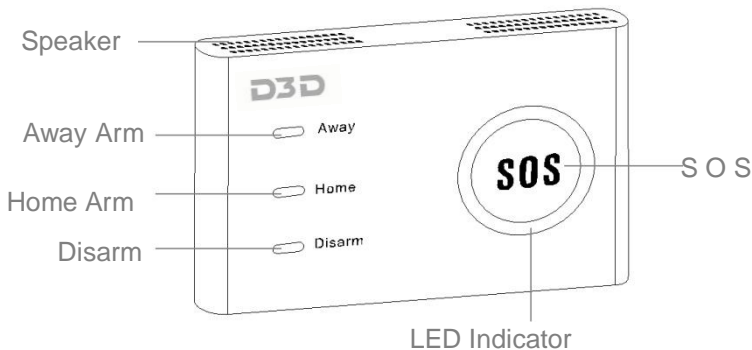


D3D Wi-Fi/GSM Smart Alarm System Quick View



Panel View

Front Panel View



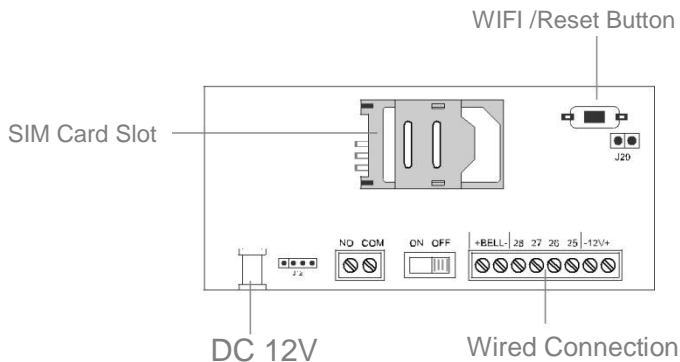
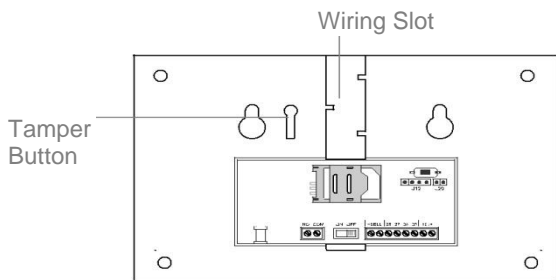
LED Indicator

- When LED indicates BLUE, the system is in normal working status
- When LED indicates WHITE, it means WIFI offline, no WIFI network
- When LED indicates RED, the system is in alarming status

Check GSM signal: Press SOS button on the panel once, if LED indicates blue and flash 5 times and then long light, it means GSM is not working (No SIM card inserted, bad signal or SIM card disconnected)

*To activate SOS, long press SOS button for 10 seconds

Back View



- Press WIFI/RESET button for 3s, the alarm panel will enter into WIFI connecting mode
- Press WIFI/RESET button for 6s, delete existing WiFi connection.
- Press WIFI/RESET button for 9s, system will factory reset.



MAKING HOME SAFE & SECURE...